


0.6/1 kV Single-core cables, PVC insulated, unarmoured with copper conductor

Power Cable LV



Single-Core Cables, with Stranded Copper Conductors, PVC Insulated and PVC Sheathed

APPLICATIONS

These cables are intended for fixed installations, indoors and outdoors, in low voltage electricity systems. They are normally used for the distribution of electrical energy in urban networks, power or switching stations, industrial plants, as well as in switchgears, in applications where there is no risk of mechanical damage.

CABLE CHARACTERISTICS



APPLICABLE STANDARDS

ees Low Voltage power cables are designed and tested to meet all the requirements of the latest edition of IEC 60502-1 standard. In addition, ees can also supply a range of alternative designs to meet customer-specified requirements.

CABLE CONSTRUCTION

Conductor

Plain annealed stranded circular or circular compacted copper conductor (Class 2 to IEC 60228).

Insulation

Extruded layer of Polyvinyl Chloride (PVC) - Type (PVC/A) to IEC 60502-1.

Core Identification


○ Red

Outer Jacket

Extruded layer of Polyvinyl Chloride (PVC) - Type (ST1) to IEC 60502-1.


Note: The core identification colour shown above is the most common. However, any other colour can be provided upon a customer's request (e.g. to HD 308 S2 or IEC 60445).

CABLE INSTALLATION



0.6/1 kV Single-core cables, PVC insulated,
unarmoured with copper conductor

Power Cable LV



POWER CABLES / IEC 60502-1 CU / PVC / PVC

0.6 / 1 kV

Nominal cross sectional area	ELECTRICAL DATA									DIMENSIONS AND WEIGHTS		Cable Code
	Max. Conductor Resistance		Continuous Current Ratings							Approx. overall diameter	Approx. overall weight	
	DC at 20 °C	AC at 70 °C	Buried direct in ground		In buried ducts		In free air					
			(a)	(b)	(c)	(d)	(e)	(f)	(g)	mm	kg / km	
mm ²	Ω / km	Ω / km	A	A	A	A	A	A	A	mm	kg / km	
1.5	12.1000	14.4777	22	22	16	18	17	17	23	6.0	55	C208PA10100CB51IMR
2.5	7.4100	8.8661	29	29	21	24	23	23	30	6.4	70	C210PA10100CB51IMR
4	4.6100	5.5159	37	37	28	31	30	31	40	7.4	100	C212PA10100CB51IMR
6	3.0800	3.6853	46	46	34	39	38	39	50	7.9	125	C213PA10100CB51IMR
10	1.8300	2.1897	61	61	46	51	52	53	68	8.5	160	C314PA10100CB51IMR
16	1.1500	1.3762	79	79	60	66	69	70	90	9.5	225	C315PA10100CB51IMR
25	0.7270	0.8702	101	101	78	86	92	94	119	11.1	330	C316PA10100CB51IMR
35	0.5240	0.6274	121	121	94	104	113	116	147	12.1	425	C317PA10100CB51IMR
50	0.3870	0.4637	143	143	114	124	138	142	178	13.7	560	C318PA10100CB51IMR
70	0.2680	0.3217	175	175	141	152	175	180	225	15.3	770	C319PA10100CB51IMR
95	0.1930	0.2324	209	209	172	185	216	223	276	17.5	1045	C345PA10100CB51IMR
120	0.1530	0.1850	236	237	197	211	251	258	320	18.8	1285	C346PA10100CB51IMR
150	0.1240	0.1508	265	266	224	238	289	298	367	20.9	1580	C347PA10100CB51IMR
185	0.0991	0.1216	300	300	256	272	335	345	423	23.2	1970	C348PA10100CB51IMR
240	0.0754	0.0942	346	346	300	318	398	410	502	26.1	2555	C349PA10100CB51IMR
300	0.0601	0.0769	389	389	341	362	460	474	581	29.1	3165	C350PA10100CB51IMR
400	0.0470	0.0625	437	437	389	409	532	548	674	32.3	4050	C351PA10100CB51IMF
500	0.0366	0.0515	490	490	442	473	614	632	785	36.3	5190	C352PA10100CB51IMF
630	0.0283	0.0433	544	548	496	537	700	722	910	40.1	6520	C353PA10100CB51IMF
800	0.0221	0.0374	596	596	549	600	787	812	1042	44.0	8310	C354PA10100CB51IMF
1000	0.0176	0.0333	652	655	608	680	909	941	1229	52.8	10465	C255PA10100CB51IMF

